











RGB+CCT LED Garden Light

Model No.: FUTC06 / FUTC07

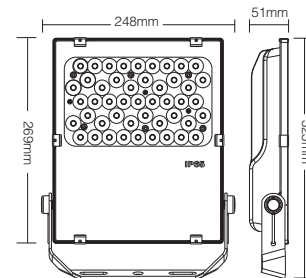
Features

This product is made of a aluminium alloy covers with fashionable appearance, waterproof and dustproof, energy saving and environmental protecting, etc features. Widely used on park, apartment, gardens and street, etc.

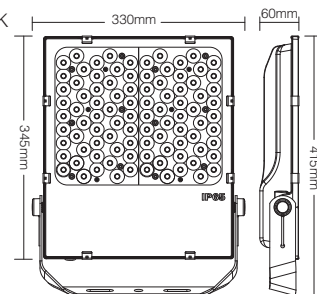
-  RGB+CCT
16 Millions of colors to choose
-  Color temperature
2700~6500K
-  Dimmable
Saturation control
-  2.4G
2.4G RF wireless transmission technology
-  Signal transmitting &
Modes synchronization
-  Remote control
Control distance 30m
-  Smart phone APP control
(2.4GHz gateway is needed)
-  Support third party voice control
(2.4GHz gateway is needed)
-  IP65
Waterproof and dustproof grade IP65
-  Beam angle 25°
Illumination distance Greater than 15m

Parameters

Model No.: FUTC06
Input Voltage: AC100~240V 50/60Hz
Power: 50W
Working Temperature: -20~60°C
Color Temperature: 2700K~6500K
Luminous Flux: 4000LM
Light Efficiency: 80LM/W
CRI: >80 PF: >0.9
Lifespan: 50000 hours
Beam Angle: 25°
Illumination Distance: >15m
IP Rate: IP65
RF: 2.4GHz
Control Distance: 30m
Material: Aluminum
Product Weight: 2.07kg



Model No.: FUTC07
Input Voltage: AC100~240V 50/60Hz
Power: 100W
Working Temperature: -20~60°C
Color Temperature: 2700K~6500K
Luminous Flux: 7500LM
Light Efficiency: 75LM/W
CRI: >80 PF: >0.9
Lifespan: 50000 hours
Beam Angle: 25°
Illumination Distance: >15m
IP Rate: IP65
RF: 2.4GHz
Control Distance: 30m
Material: Aluminum
Product Weight: 4.53kg

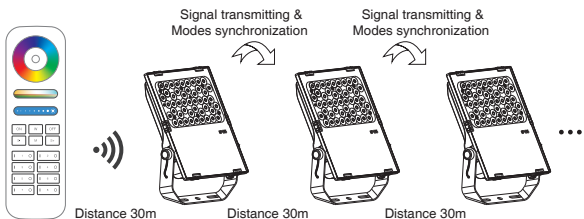


Signal transmitting

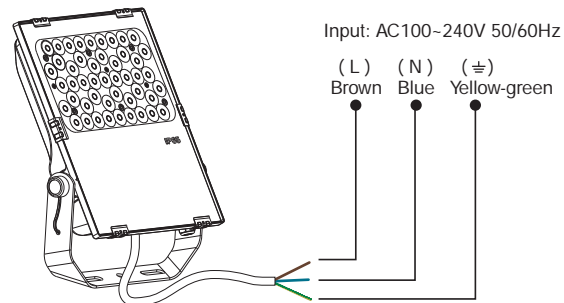
One lighting fixture can transmit the signals from the remote control to another lighting fixture within 30m, as long as there is a lighting fixture within 30m, the remote control distance can be limitless.

Modes synchronization

Different lighting fixture can work synchronously when they are started at different times, controlled by the same remote, under same dynamic mode and within 30m distance.

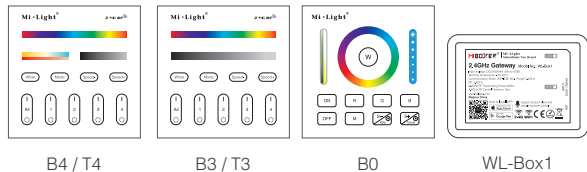
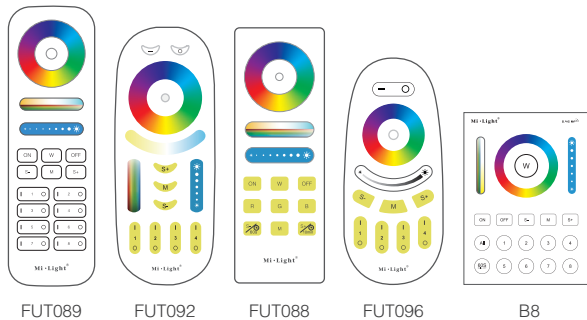


Connection Diagram



Link/Unlink

Compatible with these remote controls (Purchased separately)



NOTE:

Lighting can be working after linking with remote; for more details, pls read the remote instruction.

Dynamic Mode Sheet

Number	Dynamic Mode	Brightness / Saturation / Speed
1	Mardi gras	Adjustable
2	Automatic color change	
3	Sam	
4	Gemstone	
5	Twilight	
6	American	
7	Fat tuesday	
8	Party	
9	Slow color splash	

Attention

1. When install the lighting fixtures, pls switch off the power to make sure the safety.
2. Please check whether the input voltage supply is in accordance with the lighting fixtures, and please check the connection of both the cathode and anode.
3. The working power is high voltage alternating current, so it must be far away from people and must with ground connection.
4. As the power is large, user must choose suitable power cable when connecting.
5. Non-professional user cannot dismantle the lighting fixtures directly, otherwise, it may cause fire and electric shock.
6. Please do not use lighting fixtures around the mental area and high magnetic field, otherwise, it will badly affect the control distance.
7. The lighting fixtures will be heating on working, pls do not cover the lighting housing.



Signal transmitting & Modes synchronization

Made in China